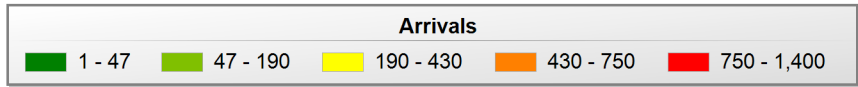
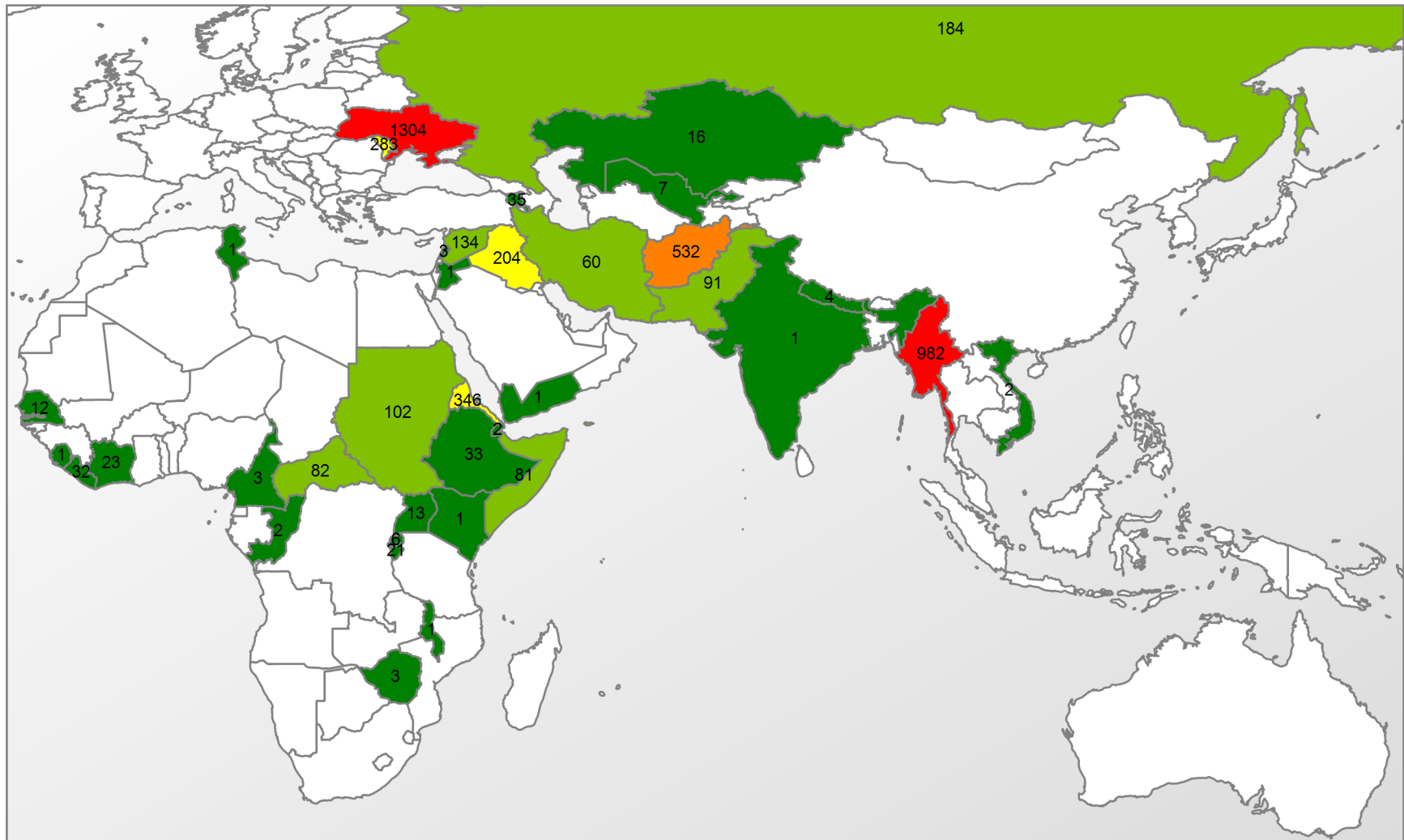


Department of State
Bureau of Population, Refugees, and Migration
Office of Admissions - Refugee Processing Center
Refugee Arrivals by Nationality

For the Reporting Period of October 1, 2019 through February 29, 2020

Cases: 2,844 Individuals: 6,273

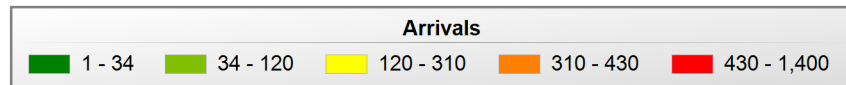
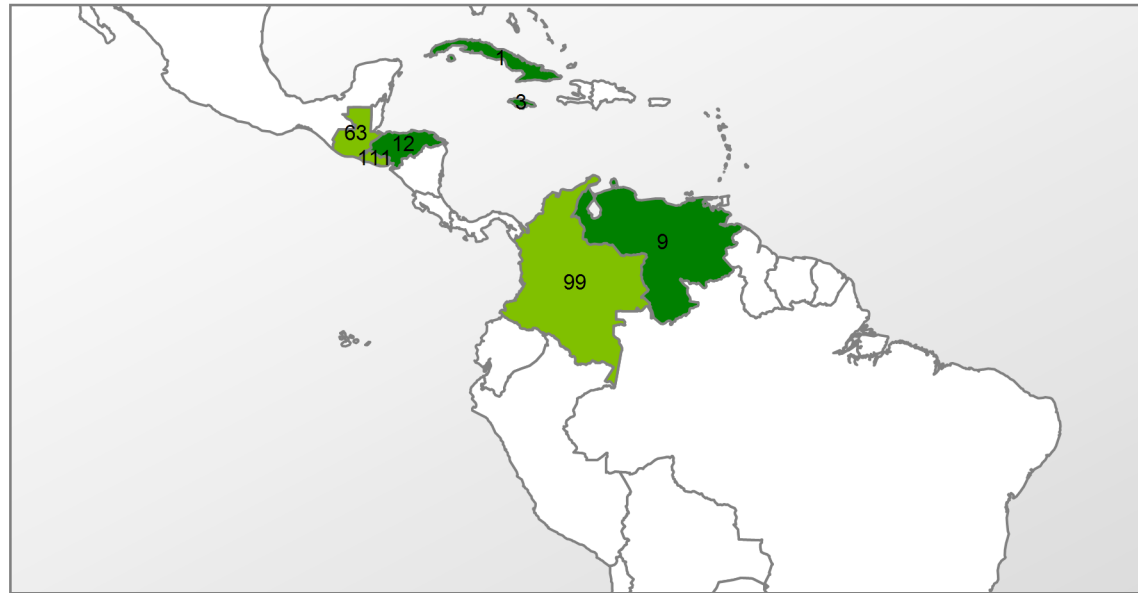
Country of Nationality



Department of State
Bureau of Population, Refugees, and Migration
Office of Admissions - Refugee Processing Center
Refugee Arrivals by Nationality

For the Reporting Period of October 1, 2019 through February 29, 2020

Country of Nationality
Latin America



Department of State
Bureau of Population, Refugees, and Migration
Office of Admissions - Refugee Processing Center
Refugee Arrivals by Nationality

For the Reporting Period of October 1, 2019 through February 29, 2020

Cases: 2,844 **Individuals:** 6,273

Nationality	Case	Inds
Afghanistan	230	532
Armenia	17	35
Burma	458	982
Burundi	13	21
Cameroon	3	3
Central African Republic	30	82
Colombia	50	99
Congo	2	2
Cuba	1	1
Dem. Rep. Congo	579	1,340
Djibouti	1	2
El Salvador	79	111
Eritrea	210	346
Ethiopia	30	33
Guatemala	39	63

Nationality	Case	Inds
Iran	48	60
Iraq	98	204
Ivory Coast	9	23
Jamaica	3	3
Jordan	1	1
Kazakhstan	6	16
Kenya	1	1
Korea, North	2	2
Lebanon	3	3
Liberia	13	32
Malawi	1	1
Moldova	107	283
Nepal	3	4
Pakistan	52	91
Palestine	1	1

Nationality	Case	Inds
Russia	73	184
Rwanda	4	6
Senegal	12	12
Sierra Leone	1	1
Somalia	42	81
Sri Lanka (Ceylon)	6	14
Sudan	41	102
Syria	45	134
Tunisia	1	1
Uganda	13	13
Ukraine	491	1,304
Uzbekistan	2	7
Venezuela	5	9
Vietnam	2	2
Yemen	1	1

**Department of State
Bureau of Population, Refugees, and Migration
Office of Admissions - Refugee Processing Center
Refugee Arrivals by Nationality**

For the Reporting Period of October 1, 2019 through February 29, 2020

Nationality	Case	Inds
Honduras	8	12
India	1	1

Nationality	Case	Inds
Republic of South Sudan	5	9

Nationality	Case	Inds
Zimbabwe	1	3

*Please note Special Immigrant Visa (SIV) recipients who have elected and received U.S. Refugee Admissions Program (USRAP) Reception and Placement (R&P) benefits are not included in this report.

Based on the terms of a settlement in *Doe et al. v. Trump et al.*, No. 17-0178 (W.D. Wash), certain refugee applicants that arrive in FY 2020 and any future fiscal years are counted toward the FY 2018 refugee admissions ceiling.